


General information about company	
Scrip code	539742
NSE Symbol	SIMBHALS
MSEI Symbol	NOTLISTED
ISIN	INE748T01016
Name of the company	SIMBHAOLI SUGARS LIMITED
Whether company is SME	No
Class of Security	Equity Shares
Type of report	Quarterly
Quarter Ended / Half year ended/Date of Report (For Prelisting / Allotment)	30-06-2019
Date of allotment / extinguishment (in case Capital Restructuring selected) / Listing Date	
Shareholding pattern filed under	Regulation 31 (1) (b)



Declaration					
Sr. No.	Particular	Yes/No	Promoter and Promoter Group	Public shareholder	Non Promoter-Non Public
1	Whether the Listed Entity has issued any partly paid up shares?	No	No	No	No
2	Whether the Listed Entity has issued any Convertible Securities ?	No	No	No	No
3	Whether the Listed Entity has issued any Warrants ?	No	No	No	No
4	Whether the Listed Entity has any shares against which depository receipts are issued?	No	No	No	No
5	Whether the Listed Entity has any shares in locked-in?	Yes	Yes	No	No
6	Whether any shares held by promoters are pledge or otherwise encumbered?	Yes	Yes		
7	Whether company has equity shares with differential voting rights?	No	No	No	No
8	Whether the listed entity has any significant beneficial owner?	Yes			




Table I - Summary Statement holding of specified securities											
Category (I)	Category of shareholder (II)	Nos. Of shareholders (III)	No. of fully paid up equity shares held (IV)	No. Of Partly paid-up equity shares held (V)	No. Of shares underlying Depository Receipts (VI)	Total nos. shares held (VII) = (IV)+(V)+(VI)	Shareholding as a % of total no. of shares (calculated as per SCRR, 1957) (VIII) As a % of (A+B+C2)	Number of Voting Rights held in each class of securities (IX)			
								No of Voting (XIV) Rights			Total as a % of (A+B+C)
								Class eg: X	Class eg:y	Total	
(A)	Promoter & Promoter Group	8	22015790			22015790	53.33	22015790		22015790	53.33
(B)	Public	14947	19263230			19263230	46.67	19263230		19263230	46.67
(C)	Non Promoter-Non Public										
(C1)	Shares underlying DRs										
(C2)	Shares held by Employee Trusts										
	Total	14955	41279020			41279020	100	41279020		41279020	100




Table I - Summary Statement holding of specified securities										
Category (I)	Category of shareholder (II)	No. Of Shares Underlying Outstanding convertible securities (X)	No. of Shares Underlying Outstanding Warrants (Xi)	No. Of Shares Underlying Outstanding convertible securities and No. Of Warrants (Xi) (a)	Shareholding , as a % assuming full conversion of convertible securities (as a percentage of diluted share capital) (XI)= (VII)+(X) As a % of (A+B+C2)	Number of Locked in shares (XII)		Number of Shares pledged or otherwise encumbered (XIII)		Number of equity shares held in dematerialized form (XIV)
						No. (a)	As a % of total Shares held (b)	No. (a)	As a % of total Shares held (b)	
(A)	Promoter & Promoter Group				53.33	8912826	40.48	6632498	30.13	20015790
(B)	Public				46.67					18721753
(C)	Non Promoter-Non Public									
(C1)	Shares underlying DRs									
(C2)	Shares held by Employee Trusts									
	Total				100	8912826	21.59	6632498	16.07	38737543




Table II - Statement showing shareholding pattern of the Promoter and Promoter Group											
Sr.	Category & Name of the Shareholders (I)	Nos. Of shareholders (III)	No. of fully paid up equity shares held (IV)	No. Of Partly paid-up equity shares held (V)	No. Of shares underlying Depository Receipts (VI)	Total nos. shares held (VII) = (IV)+(V)+ (VI)	Shareholding as a % of total no. of shares (calculated as per SCRR, 1957) (VIII) As a % of (A+B+C2)	Number of Voting Rights held in each class of securities (IX)			
								No of Voting (XIV) Rights			Total as a % of Total Voting rights
								Class eg: X	Class eg:y	Total	
A	Table II - Statement showing shareholding pattern of the Promoter and Promoter Group										
(1)	Indian										
(a)	Individuals/Hindu undivided Family	6	12475941			12475941	30.22	12475941		12475941	30.22
(d)	Any Other (specify)	2	9539849			9539849	23.11	9539849		9539849	23.11
Sub-Total (A)(1)		8	22015790			22015790	53.33	22015790		22015790	53.33
(2)	Foreign										
Total Shareholding of Promoter and Promoter Group (A)= (A)(1)+(A)(2)		8	22015790			22015790	53.33	22015790		22015790	53.33
B	Table III - Statement showing shareholding pattern of the Public shareholder										
(1)	Institutions										
(a)	Mutual Funds	1	1755			1755	0	1755		1755	0
(e)	Foreign Portfolio Investors	1	1			1	0	1		1	0
(f)	Financial Institutions/ Banks	1	1170			1170	0	1170		1170	0
Sub-Total (B)(1)		3	2926			2926	0.01	2926		2926	0.01
(3)	Non-institutions										
(a(i))	Individuals - i. Individual shareholders holding nominal share capital up to Rs. 2 lakhs.	14558	8220023			8220023	19.91	8220023		8220023	19.91
(a(ii))	Individuals - ii. Individual shareholders holding nominal share capital in excess of Rs. 2 lakhs.	52	2201420			2201420	5.33	2201420		2201420	5.33
(b)	NBFCs registered with RBI	1	100			100	0	100		100	0
(e)	Any Other (specify)	333	8838761			8838761	21.41	8838761		8838761	21.41
Sub-Total (B)(3)		14944	19260304			19260304	46.66	19260304		19260304	46.66
Total Public Shareholding (B)=(B)(1)+(B)(2)+(B)(3)		14947	19263230			19263230	46.67	19263230		19263230	46.67
C	Table IV - Statement showing shareholding pattern of the Non Promoter- Non Public shareholder										
Total (A+B+C2)		14955	41279020			41279020	100	41279020		41279020	100
Total (A+B+C)		14955	41279020			41279020	100	41279020		41279020	100





Table II - Statement showing shareholding pattern of the Promoter and Promoter Group									
Sr.	No. Of Shares Underlying Outstanding convertible securities (X)	No. of Shares Underlying Outstanding Warrants (Xi)	No. Of Shares Underlying Outstanding convertible securities and No. Of Warrants (Xi) (a)	Shareholding , as a % assuming full conversion of convertible securities (as a percentage of diluted share capital) (XI)= (VII)+(X) As a % of (A+B+C2)	Number of Locked in shares (XII)		Number of Shares pledged or otherwise encumbered (XIII)		Number of equity shares held in dematerialized form (XIV)
					No. (a)	As a % of total Shares held (b)	No. (a)	As a % of total Shares held (b)	
A	Table II - Statement showing shareholding pattern of the Promoter and Promoter Group								
(1)	Indian								
(a)				30.22	8912826	71.44	377846	3.03	10475941
(d)				23.11	0	0	6254652	65.56	9539849
Sub-Total (A)(1)				53.33	8912826	40.48	6632498	30.13	20015790
(2)	Foreign								
Total Shareholding of Promoter and Promoter Group (A)= (A)(1)+(A)(2)				53.33	8912826	40.48	6632498	30.13	20015790
B	Table III - Statement showing shareholding pattern of the Public shareholder								
(1)	Institutions								
(a)				0					0
(e)				0					1
(f)				0					1170
Sub-Total (B)(1)				0.01					1171
(3)	Non-institutions								
(a(i))				19.91					7687202
(a(ii))				5.33					2201420
(b)				0					100
(e)				21.41					8831860
Sub-Total (B)(3)				46.66					18720582
Total Public Shareholding (B)=(B)(1)+(B)(2)+(B)(3)				46.67					18721753
C	Table IV - Statement showing shareholding pattern of the Non Promoter- Non Public shareholder								
Total (A+B+C2)				100	8912826	21.59			38737543
Total (A+B+C)				100	8912826	21.59	6632498	16.07	38737543
Disclosure of notes on shareholding pattern for company remarks explanatory								Textual Information(1)	




Text Block	
Textual Information()	50,00,000 equity warrants were issued and allotted to specified promoters and directors of the Company on December 22, 2017 convertible within 18 months of allotment into equity shares at a price of Rs. 32.10 (including premium of Rs. 22.10) per share. Out of these 38,00,000 warrants have been converted into 38,00,000 equity shares of Rs 10 each upto June 21, 2019 and remaining 12,00,000 warrants have lapsed as per the terms of the said issue.




Individuals/Hindu undivided Family						
Serial No.	1	2	3	4	5	6
Name of the Shareholders (I)	Jai Inder Kaur	Gurpal Singh	Govind Singh Sandhu	Gurmit Singh Mann	Gursimran Kaur Mann	Angad Singh
PAN (II)	AAJPK5245N	AAKPS7128K	AATPS7576A	AEEP0171L	AGSPM5391C	BPJPS3794C
No. of fully paid up equity shares held (IV)	417356	2402770	733139	4726154	4186672	9850
No. Of Partly paid-up equity shares held (V)						
No. Of shares underlying Depository Receipts (VI)						
Total nos. shares held (VII) = (IV)+ (V)+ (VI)	417356	2402770	733139	4726154	4186672	9850
Shareholding as a % of total no. of shares (calculated as per SCRR, 1957) (VIII) As a % of (A+B+C2)	1.01	5.82	1.78	11.45	10.14	0.02
Number of Voting Rights held in each class of securities (IX)						
Class eg:X	417356	2402770	733139	4726154	4186672	9850
Class eg:y						
Total	417356	2402770	733139	4726154	4186672	9850
Total as a % of Total Voting rights	1.01	5.82	1.78	11.45	10.14	0.02
No. Of Shares Underlying Outstanding convertible securities (X)						
No. of Shares Underlying Outstanding Warrants (Xi)						
No. Of Shares Underlying Outstanding convertible securities and No. Of Warrants (Xi) (a)						
Shareholding , as a % assuming full conversion of convertible securities (as a percentage of diluted share capital) (XI)= (VII)+(Xi)(a) As a % of (A+B+C2)	1.01	5.82	1.78	11.45	10.14	0.02
Number of Locked in shares (XII)						
No. (a)	0	0	0	4726154	4186672	0
As a % of total Shares held (b)	0	0	0	100	100	0
Number of Shares pledged or otherwise encumbered (XIII)						
No. (a)	377846	0	0	0	0	0
As a % of total Shares held (b)	90.53	0	0	0	0	0
Number of equity shares held in dematerialized form (XIV)	417356	2402770	733139	4226154	2686672	9850

Reason for not providing PAN						
Reason for not providing PAN						
Shareholder type	Promoter	Promoter	Promoter	Promoter	Promoter	Promoter




Individuals/Hindu undivided Family	
Serial No.	
Name of the Shareholders (I)	Click here to go back
PAN (II)	Total
No. of fully paid up equity shares held (IV)	12475941
No. Of Partly paid-up equity shares held (V)	
No. Of shares underlying Depository Receipts (VI)	
Total nos. shares held (VII) = (IV)+ (V)+ (VI)	12475941
Shareholding as a % of total no. of shares (calculated as per SCRR, 1957) (VIII) As a % of (A+B+C2)	30.22
Number of Voting Rights held in each class of securities (IX)	
Class eg:X	12475941
Class eg:y	
Total	12475941
Total as a % of Total Voting rights	30.22
No. Of Shares Underlying Outstanding convertible securities (X)	
No. of Shares Underlying Outstanding Warrants (Xi)	
No. Of Shares Underlying Outstanding convertible securities and No. Of Warrants (Xi) (a)	
Shareholding , as a % assuming full conversion of convertible securities (as a percentage of diluted share capital) (XI)= (VII)+(Xi)(a) As a % of (A+B+C2)	30.22
Number of Locked in shares (XII)	
No. (a)	8912826
As a % of total Shares held (b)	71.44
Number of Shares pledged or otherwise encumbered (XIII)	
No. (a)	377846
As a % of total Shares held (b)	3.03
Number of equity shares held in dematerialized form (XIV)	10475941
Reason for not providing PAN	



Reason for not providing PAN	
Shareholder type	




Any Other (specify)			
Serial No.	1	2	
Category	Bodies Corporate	Bodies Corporate	Click here to go back
Name of the Shareholders (I)	Dholadhar Investment Private Limited	Pritam Singh Sandhu Associate Private Limite	
PAN (II)	AAACD3573A	AAACP1449F	Total
No. of the Shareholders (I)	1	1	2
No. of fully paid up equity shares held (IV)	7462114	2077735	9539849
No. Of Partly paid-up equity shares held (V)			
No. Of shares underlying Depository Receipts (VI)			
Total nos. shares held (VII) = (IV)+ (V)+ (VI)	7462114	2077735	9539849
Shareholding as a % of total no. of shares (calculated as per SCRR, 1957) (VIII) As a % of (A+B+C2)	18.08	5.03	23.11
Number of Voting Rights held in each class of securities (IX)			
Class eg: X	7462114	2077735	9539849
Class eg:y			
Total	7462114	2077735	9539849
Total as a % of Total Voting rights	18.08	5.03	23.11
No. Of Shares Underlying Outstanding convertible securities (X)			
No. of Shares Underlying Outstanding Warrants (Xi)			
No. Of Shares Underlying Outstanding convertible securities and No. Of Warrants (Xi) (a)			
Shareholding , as a % assuming full conversion of convertible securities (as a percentage of diluted share capital) (XI)= (VII)+(X) As a % of (A+B+C2)	18.08	5.03	23.11
Number of Locked in shares (XII)			
No. (a)	0	0	0
As a % of total Shares held (b)	0	0	0
Number of Shares pledged or otherwise encumbered (XIII)			
No. (a)	5608839	645813	6254652
As a % of total Shares held (b)	75.16	31.08	65.56
Number of equity			



shares held in dematerialized form (XIV)	7462114	2077735	9539849
Reason for not providing PAN			
Reason for not providing PAN			
Shareholder type	Promoter	Promoter	



Any Other (specify)							
Serial No.	1	2	3	4	5	6	7
Category	Bodies Corporate	Bodies Corporate	Bodies Corporate	Bodies Corporate	Bodies Corporate	Bodies Corporate	Non-Resident Indian (NRI)
Category / More than 1 percentage	Category	More than 1 percentage of shareholding	More than 1 percentage of shareholding	More than 1 percentage of shareholding	More than 1 percentage of shareholding	More than 1 percentage of shareholding	Category
Name of the Shareholders (I)		JM FINANCIAL SERVICES LIMITED	U K PAINTS (INDIA) PRIVATE LIMITED	WANG INVESTMENT AND FINANCE PVT LTD	PEARL INNOVATIVE MARKETING PRIVATE LIMITED	SHRI VATSALA TRADERS PVT. LTD	
PAN (II)		AAACJ5977A	AAACU0057C	AAACW0298B	AAECP7982P	AAMCS2879L	
No. of the Shareholders (I)	198	1	1	1	1	1	90
No. of fully paid up equity shares held (IV)	8437480	922665	765481	774159	2270623	1865434	269608
No. Of Partly paid-up equity shares held (V)							
No. Of shares underlying Depository Receipts (VI)							
Total nos. shares held (VII) = (IV)+ (V)+ (VI)	8437480	922665	765481	774159	2270623	1865434	269608
Shareholding as a % of total no. of shares (calculated as per SCRR, 1957) (VIII) As a % of (A+B+C2)	20.44	2.24	1.85	1.88	5.5	4.52	0.65
Number of Voting Rights held in each class of securities (IX)							
Class eg: X	8437480	922665	765481	774159	2270623	1865434	269608
Class eg:y							
Total	8437480	922665	765481	774159	2270623	1865434	269608
Total as a % of Total Voting rights	20.44	2.24	1.85	1.88	5.5	4.52	0.65
No. Of Shares Underlying Outstanding convertible securities (X)							
No. of Shares Underlying Outstanding Warrants (Xi)							
No. Of Shares Underlying Outstanding convertible securities and No. Of Warrants (Xi) (a)							
Shareholding , as a % assuming full conversion of convertible securities (as a percentage of diluted share capital) (XI)= (VII)+(X) As a % of (A+B+C2)	20.44	2.24	1.85	1.88	5.5	4.52	0.65
Number of Locked in shares (XII)							
No. (a)							
As a % of total							



Shares held (b)							
Number of equity shares held in dematerialized form (XIV)	8430579	922665	765481	774159	2270623	1865434	269608
Reason for not providing PAN							
Reason for not providing PAN							



Any Other (specify)			
Serial No.	8	9	
Category	Clearing Members	Trusts	
Category / More than 1 percentage	Category	Category	
Name of the Shareholders (I)			Click here to go back
PAN (II)			Total
No. of the Shareholders (I)	43	2	333
No. of fully paid up equity shares held (IV)	131322	351	8838761
No. Of Partly paid-up equity shares held (V)			
No. Of shares underlying Depository Receipts (VI)			
Total nos. shares held (VII) = (IV)+ (V)+ (VI)	131322	351	8838761
Shareholding as a % of total no. of shares (calculated as per SCRR, 1957) (VIII) As a % of (A+B+C2)	0.32	0	21.41
Number of Voting Rights held in each class of securities (IX)			
Class eg: X	131322	351	8838761
Class eg:y			
Total	131322	351	8838761
Total as a % of Total Voting rights	0.32	0	21.41
No. Of Shares Underlying Outstanding convertible securities (X)			
No. of Shares Underlying Outstanding Warrants (Xi)			
No. Of Shares Underlying Outstanding convertible securities and No. Of Warrants (Xi) (a)			
Shareholding , as a % assuming full conversion of convertible securities (as a percentage of diluted share capital) (XI)= (VII)+(X) As a % of (A+B+C2)	0.32	0	21.41
Number of Locked in shares (XII)			
No. (a)			
As a % of total Shares held (b)			
Number of equity shares held in dematerialized form (XIV)	131322	351	8831860

Reason for not providing PAN			
Reason for not providing PAN			



M